



# **Compliance, Safety, and Disposal Guide**

## **Summary**

Compliance, safety, and disposal guidelines for the following Seagate products: HDDs, 2.5-inch SSDs, M.2 SSDs, Add-in Cards, and Cloud Systems.

100860164, Rev D  
January 2022

## Revision History

Version and Date	Description of Changes
Rev D, January 2022	Updated the following sections with regulation number, name changes, new RoHS tables, new precautions: <ul style="list-style-type: none"><li>■ <a href="#">Section 2.2.3, Restriction of Hazardous Substances (RoHS)</a></li><li>■ <a href="#">Section 5.1, China Requirements —China RoHS 2 (HDD and SSD)</a></li><li>■ <a href="#">Section 6.1, China Requirements—China RoHS 2 (Systems)</a></li><li>■ <a href="#">Section 8.3.1, Safety Precautions</a></li><li>■ <a href="#">Section 8.3.2, Précautions de sécurité</a></li><li>■ <a href="#">Section 8.3.3, Sicherheitsvorkehrungen</a></li><li>■ <a href="#">Section 8.4.2, Stability Hazard</a></li></ul>
Rev C, May 2021	Updated <a href="#">Section 5, Restriction of Hazardous Substances--HDD, SSD</a>
Rev B, February 2020	Updated the document throughout to comply with EU Lot 9 and EAEU regulations.
Rev A, January 2020	First release of the document.

© 2022, Seagate Technology LLC All rights reserved. Publication number: 100860164, Rev D, January 2022

Seagate Technology reserves the right to make changes to the product(s) or information disclosed herein at any time without notice.

Seagate, Seagate Technology and the Spiral logo are registered trademarks of Seagate Technology LLC in the United States and/or other countries. SeaTools is either a trademark or registered trademarks of Seagate Technology LLC or one of its affiliated companies in the United States and/or other countries. All other trademarks or registered trademarks are the property of their respective owners.

No part of this publication may be reproduced in any form without written permission of Seagate Technology LLC. Call 877-PUB-TEK1(877-782-8351) to request permission.

When referring to drive capacity, one gigabyte, or GB, equals one billion bytes and one terabyte, or TB, equals one trillion bytes. Your computer's operating system may use a different standard of measurement and report a lower capacity. In addition, some of the listed capacity is used for formatting and other functions, and thus will not be available for data storage. Actual quantities will vary based on various factors, including file size, file format, features and application software. Actual data rates may vary depending on operating environment and other factors. The export or re-export of hardware or software containing encryption may be regulated by the U.S. Department of Commerce, Bureau of Industry and Security (for more information, visit [www.bis.doc.gov](http://www.bis.doc.gov)), and controlled for import and use outside of the U.S. Seagate reserves the right to change, without notice, product offerings or specifications.

---

# Contents

<b>1. Summary</b>	<b>7</b>
<b>2. Regulatory Compliance and Safety — All Products</b>	<b>8</b>
2.1 Federal Communications Commissions Notice	8
2.1.1 FCC Verification	8
2.1.2 Class A Equipment	9
2.1.3 Class B Equipment	9
2.1.4 Modifications	9
2.1.5 Cables	9
2.1.6 Regulatory Model Number	9
2.1.6.1 Regulatory Compliance Label Location	9
2.1.7 Declaration of Conformity for Products Marked with the FCC Logo, USA Only	10
2.2 CE Certification Marking	10
2.2.1 Electromagnetic Compatibility (EMC)	10
2.2.1.1 Class B Products—HDDs and SSDs	10
2.2.1.2 Class A Products	10
2.2.2 Low Voltage Directive	10
2.2.2.1 Laser Safety	11
2.2.3 Restriction of Hazardous Substances (RoHS)	11
2.2.4 European Commission Ecodesign Requirements for Lot 9 Servers and Data Storage Products	12
2.3 Dodd-Frank Wall Street Reform and Consumer Protection Act, July 2010	12
2.4 Canada ICES-003	13
2.5 South Korean KC Certification Mark	13
2.6 Morocco Commodity Mark	13
2.7 Taiwanese BSMI	13
2.8 Environmental Protection	14
2.8.1 Restriction of Hazardous Substances (RoHS)	14
2.8.2 REACH—Substances of Very High Concern (SVHC)	14
2.8.3 Waste Electrical and Electronic Equipment (WEEE)	14
2.8.4 Batteries	14
2.8.5 Packaging	14
2.9 Eurasian Conformity Mark (EAC)	15
<b>3. Compliance — HDD and SSD Products</b>	<b>16</b>
3.1 Australian RCM Compliance Mark	16
3.2 Japan VCCI	16
<b>4. Compliance — Systems</b>	<b>17</b>
4.1 BSMI notice	17
4.2 Chinese compulsory certification (CCC) safety	17
4.3 Power supply notice	17
4.4 Emissions statement	17
4.5 Altitude warning message	18
4.6 Non-tropical warning message	18
4.7 Hebrew notice	18
4.8 Japanese notice	19
4.9 Korean notices	19
4.10 Taiwanese notice	19

4.11 Thailand notice .....	19
4.12 Turkey EEE notice .....	19
4.13 Li Battery .....	20
<b>5. Restriction of Hazardous Substances--HDD, SSD .....</b>	<b>23</b>
5.1 China Requirements—China RoHS 2 (HDD and SSD) .....	23
5.2 Taiwan Requirements — Taiwan RoHS (HDD and SSD) .....	24
5.2.1 Taiwan RoHS for HDDs .....	24
5.2.2 Taiwan RoHS for 2.5-inch SSDs .....	25
5.2.3 Taiwan RoHS for M.2 SSDs .....	26
5.2.4 Taiwan RoHS for Add-in Card SSDs .....	27
5.3 Product Environmental Compliance .....	28
5.3.1 EU/China RoHS Declaration of Conformity .....	28
5.3.2 EAEU RoHS .....	28
<b>6. Restriction of Hazardous Substances — Systems .....</b>	<b>29</b>
6.1 China Requirements—China RoHS 2 (Systems) .....	29
6.2 Taiwan Requirements — Taiwan RoHS (Systems) .....	30
6.3 EU/China RoHS Declaration of Conformity .....	31
6.4 EAEU RoHS .....	31
<b>7. European Commission Ecodesign Requirements for Lot 9 Servers and Data Storage Products .....</b>	<b>32</b>
7.1 What is Lot 9 .....	32
7.2 Lot 9 Scope for HDDs and SSDs .....	32
7.3 Lot 9 Scope for Systems .....	32
7.4 Access to Firmware Upgrade and Secure Data Deletion Tools .....	33
7.5 Cobalt and Neodymium .....	33
7.6 System Control Disassembly .....	35
<b>8. Safety and Disposal Instructions .....</b>	<b>36</b>
8.1 Systems power factor requirements—January 2023 compliance .....	36
8.2 System Control Disassembly .....	36
8.3 Safety precautions .....	36
8.3.1 Safety Precautions .....	36
8.3.2 Précautions de sécurité .....	37
8.3.3 Sicherheitsvorkehrungen .....	38
8.4 Rack mount safety instructions .....	39
8.4.1 Rack mount safety instructions .....	39
8.4.2 Stability Hazard .....	40
8.4.3 Instructions de sécurité pour le montage en rack .....	41
8.4.4 Danger d'instabilité .....	41
8.5 Taiwan Battery Recycling Notice .....	41
8.6 California perchlorate material notice .....	41
8.7 Power cords .....	42
8.8 Câbles d'alimentation .....	42
8.9 Japanese power cord notice .....	43
8.10 Electrostatic discharge .....	43
8.11 Preventing electrostatic damage .....	43
8.12 Méthodes de mise à la terre .....	43
8.13 Grounding methods .....	44
8.14 Waste electrical and electronic equipment (WEEE) directive .....	44
8.14.1 Czechoslovakian notice .....	44
8.14.2 Danish notice .....	45
8.14.3 Dutch notice .....	45
8.14.4 English notice .....	46
8.14.5 Estonian notice .....	46
8.14.6 Finnish notice .....	46
8.14.7 French notice .....	47

---

8.14.8 German notice .....	47
8.14.9 Greek notice .....	48
8.14.10 Hungarian notice .....	48
8.14.11 Italian notice .....	49
8.14.12 Latvian notice .....	49
8.14.13 Lithuanian notice .....	50
8.14.14 Polish notice .....	50
8.14.15 Portuguese notice .....	51
8.14.16 Slovakian notice .....	51
8.14.17 Slovenian notice .....	51
8.14.18 Spanish notice .....	52
8.14.19 Swedish notice .....	52

---

## Seagate Technology Support Services

For product Support, visit: <https://www.seagate.com/support/products/>

For Compliance Support, visit: <https://www.seagate.com/support/>

For Firmware Download and Secure Data Deletion Tools, visit: <https://www.seagate.com/support/downloads/>

For information regarding online support and services, visit: <http://www.seagate.com/contacts/>

For information regarding Warranty Support, visit: <http://www.seagate.com/support/warranty-and-replacements/>

For information regarding data recovery services, visit:

<http://www.seagate.com/services-software/seagate-recovery-services/recover/>

For Seagate OEM and Distribution partner and Seagate reseller portal, visit: <http://www.seagate.com/partners>

# 1. Overview

This document describes Regulatory Compliance, Safety Certifications, and Safety and Disposal Instructions for all Seagate products. The following sections cover this material:

- [Section 2. Regulatory Compliance and Safety — All Products](#)
  - This chapter includes details of safety, certification, and compliance requirements and regulations that apply to all Seagate products, HDDs, SSDs, Add-in Cards, and Cloud System Enclosures.
- [Section 3. Compliance — HDD and SSD Products](#)
  - This chapter includes compliance notices that apply to all HDD and SSD products.
- [Section 4. Compliance — Systems](#)
  - This chapter includes compliance notices that apply to all Cloud Systems Enclosure products.
- [Section 5. Restriction of Hazardous Substances--HDD, SSD](#)
  - This chapter includes details of restriction of hazardous substance regulations that apply to all HDD and SSD Products.
- [Section 6. Restriction of Hazardous Substances — Systems](#)
  - This chapter includes details of restriction of hazardous substance regulations that apply to all Cloud Systems Enclosure Products.
- [Section 7. European Commission Ecodesign Requirements for Lot 9 Servers and Data Storage Products](#)
  - This chapter describes Lot 9 regulations that apply to all Seagate products, HDDs, SSDs, Add-in Cards, and Cloud System Enclosures.
- [Section 8. Safety and Disposal Instructions](#)
  - This chapter includes details of safety and disposal instructions that apply to all Cloud Systems Enclosure Products.

## 2. Compliance and Safety — All Products

This chapter describes applicable safety, certification, and compliance requirements and regulations that apply to all Seagate products, HDDs, SSDs, Add-in Cards, and Cloud Systems.

- Agency and Safety Certifications
  - Each HDD, SSD, and System product has a product label that includes certifications that apply to that specific product. The following sections provide details of requirements and compliance that may apply to these products.

### 2.1 Federal Communications Commissions Notice

#### 2.1.1 FCC Verification

For devices that display the FCC mark, these devices are intended to be contained solely within a personal computer, server, or similar enclosure (not attached as an external device). As such, each device is considered to be a subassembly even when it is individually marketed to the customer. As a subassembly, no Federal Communications Commission verification or certification of the device is required.

Seagate has tested these devices in enclosures as described above to ensure that the total assembly (enclosure, disk drive, motherboard, power supply, and so on.) does comply with the limits for a Class B computing device, pursuant to Subpart J, Part 15 of the FCC rules. Operation with non-certified assemblies is likely to result in interference to radio and television reception.

**Radio and television interference.** This device generates and uses radio frequency energy and if not installed and used in strict accordance with the manufacturer's instructions, may cause interference to radio and television reception.

This device is designed to provide reasonable protection against such interference in a residential installation. However, there is no guarantee that interference will not occur in a particular installation. If this device does cause interference to radio or television, which can be determined by turning the equipment on and off, users are encouraged to try one or more of the following corrective measures:

- Reorient the receiving antenna.
- Move the device to one side or the other of the radio or TV.
- Move the device farther away from the radio or TV.
- Plug the computer into a different outlet so that the receiver and computer are on different branch outlets.

If necessary, users should consult a dealer or an experienced radio/television technician for additional suggestions. Users may find helpful the following booklet prepared by the Federal Communications Commission: *How to Identify and Resolve Radio-Television Interference Problems*. This booklet is available from the Superintendent of Documents, U.S. Government Printing Office, Washington, DC 20402. Refer to publication number 004-000-00345-4.

Part 15 of the Federal Communications Commission (FCC) Rules and Regulations has established Radio Frequency (RF) emission limits to provide an interference-free radio frequency spectrum. Many electronic devices, including computers, generate RF energy incidental to their intended function and are, therefore, covered by these rules. These rules place computers and related peripheral devices into two classes, A and B, depending upon their intended installation. Class A devices are those that may reasonably be expected to be installed in a business or commercial environment. Class B devices are those that may reasonably be expected to be installed in a residential environment, such as personal computers. The FCC requires devices in both classes to bear a label indicating the interference potential of the device as well as additional operating instructions for the user.



The rating label on the device shows which class (A or B) the equipment falls into. Class B devices have an FCC logo or FCC ID on the label. Class A devices do not have an FCC logo or FCC ID on the label. Once the class of the device is determined, refer to the following corresponding statement.

### 2.1.2 Class A Equipment

This equipment has been tested and found to comply with the limits for a Class A digital device, pursuant to Part 15 of the FCC Rules. These limits are designed to provide reasonable protection against harmful interference when the equipment is operated in a commercial environment. This equipment generates, uses, and can radiate radio frequency energy and, if not installed and used in accordance with the instructions, may cause harmful interference to radio communications. Operation of this equipment in a residential area is likely to cause harmful interference, in which case the user will be required to correct the interference at personal expense.

### 2.1.3 Class B Equipment

This equipment has been tested and found to comply with the limits for a Class B digital device, pursuant to Part 15 of the FCC Rules. These limits are designed to provide reasonable protection against harmful interference in a residential installation. This equipment generates, uses, and can radiate radio frequency energy and, if not installed and used in accordance with the instructions, may cause harmful interference to radio communications. However, there is no guarantee that interference will not occur in a particular installation. If this equipment does cause harmful interference to radio or television reception, which can be determined by turning the equipment off and on, the user is encouraged to try to correct the interference by one or more of the following measures:

- Reorient or relocate the receiving antenna.
- Increase the separation between the equipment and receiver.
- Connect the equipment into an outlet on a circuit that is different from that to which the receiver is connected.
- Consult the dealer or an experienced radio or television technician for help.

### 2.1.4 Modifications

The FCC requires the user to be notified that any changes or modifications made to this device that are not expressly approved by Seagate may void the user's authority to operate the equipment.

### 2.1.5 Cables

Connections to this device must be made with shielded cables with metallic RFI/EMI connector hoods in order to maintain compliance with FCC Rules and Regulations.

### 2.1.6 Regulatory Model Number

For the purpose of regulatory compliance certifications and identification, your product has been assigned a unique Regulatory Model Number (RMN). The RMN can be found on the product nameplate label, along with all required approval markings and information. When requesting compliance information for this product, always refer to this RMN. The RMN should not be confused with the marketing name or model number of the product.

#### 2.1.6.1 Regulatory Compliance Label Location

The Regulatory Compliance label is located on top or side of the chassis. <G250: Deemed OK as-is. G275: added "or side."

## 2.1.7 Declaration of Conformity for Products Marked with the FCC Logo, USA Only

This device complies with Part 15 of the FCC Rules. Operation is subject to the following two conditions: (1) this device may not cause harmful interference, and (2) this device must accept any interference received, including interference that may cause undesired operation.

For questions regarding this FCC declaration, contact us by mail or telephone:

Seagate Cloud Systems, Inc.  
389 Disc Drive  
Longmont, Colorado 80503  
Phone: 720-684-1000

## 2.2 CE Certification Marking

The CE marking indicates that Seagate products comply with the relevant European Union directives.

### 2.2.1 Electromagnetic Compatibility (EMC)

Seagate products comply with the Electromagnetic Compatibility Directive (2014/30/EU) put into force on 20 April 2016. Testing is performed to the levels specified by the product standards for Information Technology Equipment (ITE).

#### 2.2.1.1 Class B Products—HDDs and SSDs

Emission levels for these devices are defined by EN 55032, Class B, and the immunity levels are defined by EN 55024 or EN 55035.

Seagate devices are tested in representative end-user systems. Although CE-marked Seagate devices comply with all relevant regulatory requirements and standards for the devices, Seagate cannot guarantee that all system-level products into which the devices are installed comply with all regulatory requirements and standards applicable to the system-level products. These devices are designed for operation inside a properly designed system (for example, enclosure designed for the device), with properly shielded I/O cable (if necessary) and terminators on all unused I/O ports. Computer manufacturers and system integrators should confirm EMC compliance and provide CE marking for the system-level products.

#### 2.2.1.2 Class A Products

Emission levels for these devices are defined by EN 55032.

**WARNING** This device complies with part 15 of the FCC Rules. Operation is subject to the following two conditions:  
(1) This device may not cause harmful interference, and  
(2) this device must accept any interference received, including interference that may cause undesired operation.  
Operation of this equipment in a residential area is likely to cause harmful interference.

### 2.2.2 Low Voltage Directive

Seagate products meet the requirements of the Low Voltage Directive (LVD) 2014/35/EU.

### 2.2.2.1 Laser Safety

The following sections provide laser safety details.

#### 2.2.2.1.1 Laser Safety Certification and Classification

This product might contain a laser internal to a fiber optic (FO) transceiver for connection to a Fibre Channel communications port.

In the USA, the FO transceiver is certified as a Class 1 laser product conforming to the requirements contained in the Department of Health and Human Services (DHHS) regulation 21 CFR, Subchapter J. A label on the FO transceiver housing indicates the certification.

Outside the USA, the FO transceiver is certified as a Class 1 laser product conforming to the requirements contained in IEC 60825-1 and EN 60825-1.

All Seagate HDD and SSDs are certified to meet the requirements of IEC/UL 60950-1, EN 60950-1, and may also include, IEC 62368, UL 62368, and EN 62368.

Seagate laser products also comply with IEC 60825.1:2014 and 21 CFR 1010.2/1040.10.

#### 2.2.2.1.2 Laser safety warning

To reduce the risk of exposure to hazardous radiation:

- Do not view the laser emission directly with optical instruments.
- Do not try to open the laser device enclosure. There are no user-serviceable components inside.
- Do not operate controls, make adjustments, or perform procedures to the laser device other than those specified herein.
- Allow only authorized service technicians to repair the laser device.

#### 2.2.2.1.3 Laser product label

An optional label or its equivalent might be located on the surface of a supplied laser device.



This optional label indicates that the product is classified as a CLASS 1 LASER PRODUCT. This label may appear on a laser device installed in your product.

### 2.2.3 Restriction of Hazardous Substances (RoHS)

All Seagate products comply with the European Union RoHS "Recast" Directive 2011/65/EU (RoHS 2) as amended by Directive (EU) 2015/863 (RoHS 3) and further amended by Directive 2018/739 and Directive 2018/740 and UK RoHS legislation S.I. 2020/1647. Seagate applies EN IEC 63000:2018 to assess compliance.

The EU and UK RoHS restrict the use of certain hazardous substances such as Lead, Cadmium, Mercury, Hexavalent Chromium, Polybrominated Biphenyls (PBB) and Polybrominated Diphenyl Ether (PBDE), BisBis(2-Ethylhexyl) phthalate (DEHP), Benzyl butyl phthalate (BBP), Dibutyl phthalate (DBP), and Diisobutyl phthalate (DIBP) in electrical and electronic equipment (EEE).

Seagate products use the following RoHS exemptions for compliance.

**Table 1 EU RoHS Exemptions for Compliance**

6(a)-I	Lead as an alloying element in steel for machining purposes containing up to 0.35% lead by weight and in batch hot dip galvanized steel components containing up to 0.2% lead by weight
6(b)-II	Lead as an alloying element in aluminum for machining purposes up to 0.4% lead by weight
6c	Copper alloy up to 4% lead by weight
7a	Lead in high melting temperature type solders (i.e. lead-based solder alloys containing 85% by weight or more lead)
7(c)-1	Electrical and electronic components containing lead in a glass or ceramic other than dielectric ceramic in capacitors (e.g. piezoelectronic devices) or in a glass or ceramic matrix compound

**Table 2 UK RoHS Exemptions for compliance**

13	Lead as an alloying element in steel for machining purposes containing up to 0.35% lead by weight
14	Lead as an alloying element in batch hot dip galvanized steel components containing up to 0.2% lead by weight
17	Lead as an alloying element in aluminum for machining purposes up to 0.4% lead by weight
18	Copper alloy up to 4% lead by weight
19	Lead in high melting temperature type solders (i.e. lead-based solder alloys containing 85% by weight or more lead)
21	Electrical and electronic components containing lead in a glass or ceramic other than dielectric ceramic in capacitors (for example piezoelectronic devices) or in a glass or ceramic matrix compound

## 2.2.4 European Commission Ecodesign Requirements for Lot 9 Servers and Data Storage Products

Seagate systems products meet the requirements of Ecodesign requirements for servers and data storage products pursuant to Directive 2009/125/EC and amending Commission Regulation (EU) No 617/2013.

For more information on Ecodesign, see [Section 7. European Commission Ecodesign Requirements for Lot 9 Servers and Data Storage Products](#).

## 2.3 Dodd-Frank Wall Street Reform and Consumer Protection Act, July 2010

### Section 1502

As one of the world's leading producers of high-performance RAID (redundant array of independent disks) storage products for the Open Systems computing environment, we work with our vendors to determine if their supplies of tin, tungsten, tantalum and gold (3TG) come from Conflict Regions.

Seagate has manufactured and contracted to manufacture products in which 3TG are necessary to the functionality or production of such products. Seagate communicates its policy regarding conflict minerals to all suppliers. If a supplier is found to be purchasing 3TG which directly or indirectly finances or benefits armed groups in the Democratic Republic of Congo or adjoining countries (DRC), Seagate will take actions, up to and including discontinuing doing business with that supplier.

## 2.4 Canada ICES-003

Devices that display the ICES-003:2020 marking comply with requirements of ICES tested per ANSI C63.4a-2017 or CAN/CSA-CISPR 32:17.

## 2.5 South Korean KC Certification Mark

Devices that display the South Korean KC Certification Mark comply with paragraph 1 of Article 11 of the Electromagnetic Compatibility control Regulation and meet the Electromagnetic Compatibility (EMC) Framework requirements of the Radio Research Agency (RRA) Communications Commission, Republic of Korea. These devices have been tested and comply with the Electromagnetic Interference/Electromagnetic Susceptibility (EMI/EMS) for Class B products. Devices are tested in a representative, end-user system by a Korean-recognized lab.

기종별	사용자안내문
B급 기기 (가정용 방송통신기자재)	이 기기는 가정용(B급) 전자파적합기기로서 주로 가정에서 사용하는 것을 목적으로 하며, 모든 지역에서 사용할 수 있습니다.

## 2.6 Morocco Commodity Mark

Seagate systems and devices that display Morocco commodity Mark are tested for compliance and comply with the European Union (EU) Electromagnetic Compatibility (EMC) Directive 2014/30/EU and the Low Voltage Directive (LVD) 2014/35/EU.

Accordingly, these devices also meet the requirements of Morocco's Order of the Minister of Industry, Trade, Investment and Digital Economy No. 2574-14 of 29 Ramadan 1436 (16 July 2015) on electromagnetic compatibility of equipment and the order of the Minister of Industry, Trade, Investment, and the Digital Economy No. 2573-14 of 29 Ramadan 1436 (July 16, 2015) relating to electrical equipment intended for use within certain voltage limits.

For devices that display the Morocco Mark, Seagate has added the Moroccan Commodity Mark to the devices provided to the OEM for the sale of Customer Kits produced by our OEM customers that are intended to be incorporated into the OEM's finished system-level product by an end user. The Customer Kits are considered 'devices' under Morocco's Order of the Minister of Industry, Trade, Investment and Digital Economy No. 2574-14 of 29 Ramadan 1436 (16 July 2015) on electromagnetic compatibility of equipment.

## 2.7 Taiwanese BSMI

Devices that display the Taiwanese certification mark comply with Chinese National Standard, CNS13438.

For compliance with the Taiwan Bureau of Standards, Metrology and Inspection's (BSMI) requirements.

## 2.8 Environmental Protection

Seagate designs all products to meet environmental protection requirements worldwide, including regulations restricting certain chemical substances.

### 2.8.1 Restriction of Hazardous Substances (RoHS)

Seagate products comply with local RoHS regulations.

For more information, see:

- [Section 2.2.3 Restriction of Hazardous Substances \(RoHS\)](#)
- [Section 5. Restriction of Hazardous Substances--HDD, SSD](#)
- [Section 6. Restriction of Hazardous Substances — Systems](#)
- [Section 2.9 Eurasian Conformity Mark \(EAC\)](#)

### 2.8.2 REACH--Substances of Very High Concern (SVHC)

All Seagate products are compliant with the European Union REACH (Registration, Evaluation, Authorization and Restriction of Chemicals) Regulation (EC) 1907/2006, which regulates chemicals shipped into and used in Europe. A number of parts and materials in Seagate products are procured from external suppliers. We rely on the representations of our suppliers regarding the presence of REACH substances in these articles and materials. Our supplier contracts require compliance with our chemical substance restrictions, and our suppliers document their compliance with our requirements by providing full-disclosure material content declarations that disclose inclusion of any REACH-regulated substance in such articles or materials. Product-specific REACH declarations are available upon request through your Seagate Sales Representative.

### 2.8.3 Waste Electrical and Electronic Equipment (WEEE)

Directive (2012/19/EU) applies to Seagate Systems products. See [Section 8.14 Waste electrical and electronic equipment \(WEEE\) directive](#).

### 2.8.4 Batteries

Seagate products containing batteries comply with local regulations including the European Union Directive (2006/66/EC).

### 2.8.5 Packaging

EU Packaging Directive 94/62/EC of 20 December 1994 applies to packaging and packaging waste for all Seagate products.

## 2.9 Eurasian Conformity Mark (EAC)

Seagate products comply with applicable Technical Regulations of the Eurasian Economic Union (EAEU) including:

- TR CU 004/2011 Safety of Low-voltage Equipment
- TR CU 020/2011 Electromagnetic Compatibility of Technical Devices
- TR EAEU 037/2016 Restriction of the Use of Hazardous Substances in Electrotechnical and Radio-electronic Products

## 3. Compliance — HDD and SSD Products

### 3.1 Australian RCM Compliance Mark

Devices that display the RCM marking, comply with the Australia/New Zealand Standard AS/NZ CISPR32 and meet the Electromagnetic Compatibility (EMC) Framework requirements of the Australian Communication and Media Authority (ACMA).

### 3.2 Japan VCCI

All Seagate HDD and SSDs are Class B products based on the standard of the Voluntary Control Council for Interference from Information Technology Equipment (VCCI). If these devices are used near a radio or television receiver in a domestic environment, they may cause radio interference. Install and use the device according to the instruction guide.

この装置は、情報処理装置等電波障害自主規制協議会（VCCI）の基準に基づくクラス B 情報技術装置です。この装置は、家庭環境で使用することを目的としていますが、この装置がラジオやテレビジョン受信機に近接して使用されると、受信障害を引き起こすことがあります。  
取扱説明書に従って正しい取り扱いをして下さい。



## 4. Compliance — Systems

### 4.1 BSMI notice

警告使用者:

這是甲類的資訊產品，在居住的環境中使用時，可能會造成射頻干擾，在這種情況下，使用者會被要求採取某些適當的對策。

### 4.2 Chinese compulsory certification (CCC) safety

Electronic Information Products (EIP) has been evaluated by a Chinese laboratory affiliated with the China Quality Certification Centre (CQC) as designated by the Certification Accreditation Administration of the People's Republic of China (CNCA) and found to be in compliance for Safety and Electromagnetic Compatibility (EMC).

### 4.3 Power supply notice



### 4.4 Emissions statement

警告使用者：这是A类资讯产品，在居住环境中使用时，可能会造成射频干扰，在这种情况下，使用者会被要求采取某些适当的对策。

#### 4.5 Altitude warning message



仅适用于海拔2000米以下地区安全使用

May be used safely only in areas where the altitude is less than 2000m.

#### 4.6 Non-tropical warning message



仅适用于非热带气候条件下安全使用

May be used safely only in non-tropical climates.

#### 4.7 Hebrew notice

##### אזהרה

מוצר זה הוא מוצר Class A. מוצר זה עלול לגרום הפרעות בתדר רדיו, ובמקרה זה, המשתמש עשוי להידרש בסביבה ביתית, מוצר זה עלול לגרום הפרעות בתדר רדיו, ובמקרה זה, המשתמש עשוי להידרש לנקוט אמצעים מתאימים.

##### Warning

This product is Class A.

In residential environments, the product may cause radio interference, and in such a situation, the user may be required to take adequate measures.

## 4.8 Japanese notice

この装置は、クラスA情報技術装置です。この装置を家庭環境で使用すると電波妨害を引き起こすことがあります。この場合には使用者が適切な対策を講ずるよう要求されることがあります。VCCI-A  
警告使用者：這是甲類的資訊產品，在居住的環境中使用時，可能會造成射頻干擾，在這種情況下，使用者會被要求採取某些適當的對策。

## 4.9 Korean notices

### A급 기기 (업무용 정보통신기기)

이 기기는 업무용으로 전자파적합등록을 한 기기이오니 판매자 또는 사용자는 이 점을 주의하시기 바라며, 만약 잘못판매 또는 구입하였을 때에는 가정용으로 교환하시기 바랍니다.

## 4.10 Taiwanese notice

### 警告使用者:

這是甲類的資訊產品，在居住的環境中使用時，可能會造成射頻干擾，在這種情況下，使用者會被要求採取某些適當的對策。

## 4.11 Thailand notice

“เครื่อง โทรคมนาคมและอุปกรณ์นี้ มีความสอดคล้องตามข้อกำหนดของ กทช.”

## 4.12 Turkey EEE notice

Türkiye Cumhuriyeti: EEE Yönetmeliğine Uygundu

## 4.13 Li Battery

This letter goes to Seagate EDS customers.

**To: Customers ....**

**Subject: Classification of Li batteries and Associated Shipping Label**

**Reference: IATA 2021 Guidance Document - Battery Powered Cargo Tracking Devices / Data Loggers**

Lithium-ion batteries (sometimes abbreviated Li-ion batteries) are a secondary (rechargeable) battery where the lithium is only present in an ionic form in the electrolyte. Also included within the category of lithium-ion batteries are lithium polymer batteries. Lithium-ion batteries are used in some Seagate controllers and are designated as Class 9 - Miscellaneous Dangerous Goods

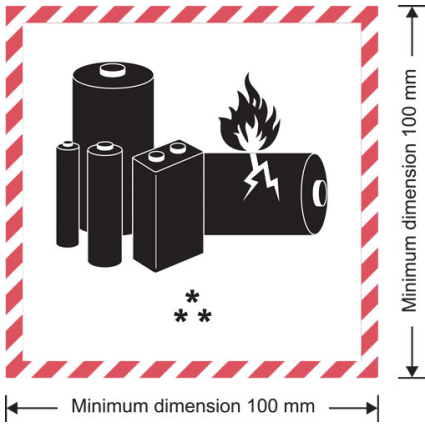
Devices that contain fully regulated lithium cells or batteries are subject to all of the provisions of the DGR, which includes:

- a. dangerous goods training. All persons involved in the preparation and shipping must have completed appropriate dangerous goods training and must attend recurrent dangerous goods training at intervals not exceeding 24 months;
- b. marks and labels on packages. All packages must be marked with the name and address of the shipper and consignee, the UN number and proper shipping name. Packages must also bear the Class 9 lithium battery hazard label (for details see below)
- c. documentation. The consignment must be correctly described on a Shipper's Declaration for Dangerous Goods.

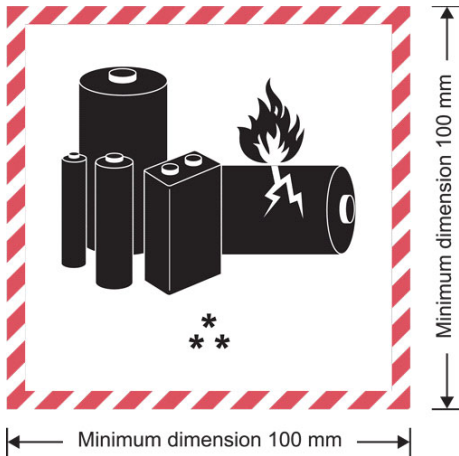
While the designation of "dangerous goods" is dependent on a variety of points and shipment methods, Seagate will be placing the label as standard on any product that contains a "Lithium" battery

### **Details:**

Packages containing lithium batteries installed in equipment such as a data logger must bear the lithium battery mark as shown in Figure 7.1.C of the IATA DGR, see Figure 3. The border of the label must have red diagonal hatchings 5 mm in width with text and symbols in black on a white or contrasting background. The lithium battery mark may be printed directly on the outer packaging provided that there is sufficient contrast between the elements of the lithium battery mark and the color of the packaging material. The mark must be in the form of a rectangle or a square with minimum dimensions are 100 mm x 100mm. Where the packages are of dimensions such that they cannot bear the full-size lithium battery mark, the mark dimensions may be reduced to 100 mm wide x 70 mm high. The design specifications otherwise remain the same.



OUTLINE SHOWN  
FOR REFERENCE ONLY  
DO NOT REPRODUCE



**Label Criteria:**

- \* Place for UN number(s), i.e. UN 3090, UN 3091, UN 3480 and/or UN 3481, as applicable
- \* \* Place for telephone number

**Other Criteria:**

Where a consignment includes packages bearing the lithium battery mark, the words "Lithium ion batteries in compliance with Section II of PI 967" or "Lithium metal batteries in compliance with Section II of PI 970", as applicable must be included on the air waybill, when an air waybill is used. The information should be shown in the "Nature and Quantity of Goods" box of the air waybill.

## 5. Restriction of Hazardous Substances--HDD, SSD

### 5.1 China Requirements —China RoHS 2 (HDD and SSD)



All Seagate HDDs and SSDs are China RoHS 2-compliant. China RoHS 2 refers to the Ministry of Industry and Information Technology Order No. 32, effective July 1, 2016, titled Management Methods for the Restriction of the Use of Hazardous Substances in Electrical and Electronic Products. To comply with China RoHS 2, Seagate determines this device's Environment Friendly Use Period (EFUP) to be 20 years in accordance with the *Marking for the Restricted Use of Hazardous Substances in Electronic and Electrical Products*, SJ/T 11364-2014.

**Table 3 China - Hazardous Substances**

部件名称 Part Name	有害物质 Hazardous Substances					
	铅 (Pb)	汞 (Hg)	镉 (Cd)	六价铬 (Cr <sup>+6</sup> )	多溴联苯 (PBB)	多溴二苯醚 (PBDE)
硬盘驱动器 PCBA	X	O	O	O	O	O
印刷电路板组装 Chassis	X	O	O	O	O	O
散热片 Heatsink	X	O	O	O	O	O

本表格依据 SJ/T 11364 的规定编制。  
This table is prepared in accordance with the provisions of SJ/T 11364-2014

O: 表示该有害物质在该部件所有均质材料中的含量均在 GB/T 26572 规定的限量要求以下。  
O: Indicates that the hazardous substance contained in all of the homogeneous materials for this part is below the limit requirement of GB/T26572.

X: 表示该有害物质至少在该部件的某一均质材料中的含量超出 GB/T 26572 规定的限量要求。  
X: Indicates that the hazardous substance contained in at least one of the homogeneous materials used for this part is above the limit requirement of GB/T26572.

## 5.2 Taiwan Requirements — Taiwan RoHS (HDD and SSD)

All Seagate HDDs and SSDs are Taiwan RoHS-compliant. Taiwan RoHS refers to the Taiwan Bureau of Standards, Metrology, and Inspection's (BSMI) requirements in standard CNS 15663, Guidance to reduction of the restricted chemical substances in electrical and electronic equipment. Seagate devices must comply with the "Marking of presence" requirements in Section 5 of CNS 15663, effective January 1, 2018.

### 5.2.1 Taiwan RoHS for HDDs

The following table meets the Section 5 "Marking of presence" requirements for HDDs.

**Table 4 Taiwan - Restricted Substances for HDDs**

設備名稱：硬碟設備，型號： Equipment Name: Hard Disk Device, Type Designation:						
單元 Unit	限用物質及其化學符號 Restricted Substance and its chemical symbol					
	鉛 Lead (Pb)	汞 Mercury (Hg)	鎘 Cadmium (Cd)	六價鉻 Hexavalent Chromium (Cr <sup>+6</sup> )	多溴聯苯 Polybrominated biphenyls (PBB)	多溴二苯醚 Polybrominated diphenyl ethers (PBDE)
頂蓋 Top Cover	○	○	○	○	○	○
磁碟 Magnetic disk	○	○	○	○	○	○
電機底座組件 Motor Base Assembly	—	○	○	○	○	○
印刷電路板總成 PCB Assembly	—	○	○	○	○	○
備考1. "○"係指該項限用物質之百分比含量未超出百分比含量基準值 Note 1. "○" indicates that the percentage content of the restricted substance does not exceed the percentage of reference value of presence. 備考2. "—"係指該項限用物質為排除項目。 Note 2. "—" indicates that the restricted substance corresponds to the exemption.						



## 5.2.2 Taiwan RoHS for 2.5-inch SSDs

The following table meets the Section 5 “Marking of presence” requirements for 2.5-inch SSDs.

**Table 5 Taiwan - Restricted Substances for 2.5-inch SSDs**

設備名稱：固態硬碟， Equipment Name: 2.5 inch SSDs		型號（型式） Type Designation (Type)				
單元 Unit	限用物質及其化學符號 Restricted Substance and its chemical symbol					
	鉛 Lead (Pb)	汞 Mercury (Hg)	鎘 Cadmium (Cd)	六價鉻 Hexavalent Chromium (Cr <sup>+6</sup> )	多溴聯苯 Polybrominated biphenyls (PBB)	多溴二苯醚 Polybrominated diphenyl ethers (PBDE)
快閃記憶體 Flash Memory	○	○	○	○	○	○
連接器 Connector	○	○	○	○	○	○
頂蓋 Product Cover	○	○	○	○	○	○
印刷電路板總成 PCB Assembly	—	○	○	○	○	○
<p>備考1. “超出0.1 wt %” 及 “超出0.01 wt %” 係指限用物質之百分比含量超出百分比含量基準值。            Note 1: "Exceeding 0.1 wt %" and "exceeding 0.01 wt %" indicate that the percentage content of the restricted substance exceeds the reference percentage value of presence condition.</p> <p>備考2. "○" 係指該項限用物質之百分比含量未超出百分比含量基準值。            Note 2: "○" indicates that the percentage content of the restricted substance does not exceed the percentage of reference value of presence.</p> <p>備考3. “—” 係指該項限用物質為排除項目。            Note 3: "—" indicates that the restricted substance corresponds to the exemption.</p>						

### 5.2.3 Taiwan RoHS for M.2 SSDs

The following table meets the Section 5 “Marking of presence” requirements for M.2 SSDs.

**Table 6 Taiwan - Restricted Substances for M.2 SSDs**

設備名稱：固態硬碟， Equipment Name: M.2 SSDs		型號（型式） Type Designation (Type)				
單元 Unit	限用物質及其化學符號 Restricted Substance and its chemical symbol					
	鉛 Lead (Pb)	汞 Mercury (Hg)	鎘 Cadmium (Cd)	六價鉻 Hexavalent Chromium (Cr <sup>+6</sup> )	多溴聯苯 Polybrominated biphenyls (PBB)	多溴二苯醚 Polybrominated diphenyl ethers (PBDE)
電容 Capacitor	○	○	○	○	○	○
動態隨機存取記 憶體 DRAM	○	○	○	○	○	○
接口控制器 Interface Controller	○	○	○	○	○	○
印刷電路板總成 PCB Assembly	—	○	○	○	○	○
散熱片 Heatsink	—	○	○	○	○	○
<p>備考1. “超出0.1 wt %”及“超出0.01 wt %”係指限用物質之百分比含量超出百分比含量基準值。            Note 1: "Exceeding 0.1 wt %" and "exceeding 0.01 wt %" indicate that the percentage content of the restricted substance exceeds the reference percentage value of presence condition.</p> <p>備考2. "○" 係指該項限用物質之百分比含量未超出百分比含量基準值。            Note 2. "○" indicates that the percentage content of the restricted substance does not exceed the percentage of reference value of presence.</p> <p>備考3. “—” 係指該項限用物質為排除項目。            Note 3. "—" indicates that the restricted substance corresponds to the exemption.</p>						

## 5.2.4 Taiwan RoHS for Add-in Card SSDs

The following table meets the Section 5 “Marking of presence” requirements for Add-in Card SSDs.

**Table 7 Taiwan - Restricted Substances for Add-in Card SSDs**

設備名稱：固態硬碟， Equipment Name: Add-in Cards		型號（型式） Type Designation (Type)				
單元 Unit	限用物質及其化學符號 Restricted Substance and its chemical symbol					
	鉛 Lead (Pb)	汞 Mercury (Hg)	鎘 Cadmium (Cd)	六價鉻 Hexavalent Chromium (Cr <sup>+6</sup> )	多溴聯苯 Polybrominated biphenyls (PBB)	多溴二苯醚 Polybrominated diphenyl ethers (PBDE)
連接器 Connector	○	○	○	○	○	○
快閃記憶體 Flash Memory	○	○	○	○	○	○
散熱片 Heat Sink	○	○	○	○	○	○
印刷電路板總成 PCB Assembly	—	○	○	○	○	○
<p>備考1. “超出0.1 wt %” 及 “超出0.01 wt %” 係指限用物質之百分比含量超出百分比含量基準值。            Note 1: "Exceeding 0.1 wt %" and "exceeding 0.01 wt %" indicate that the percentage content of the restricted substance exceeds the reference percentage value of presence condition.</p> <p>備考2. “○” 係指該項限用物質之百分比含量未超出百分比含量基準值。            Note 2: "O" indicates that the percentage content of the restricted substance does not exceed the percentage of reference value of presence.</p> <p>備考3. “—” 係指該項限用物質為排除項目。            Note 3: "—" indicates that the restricted substance corresponds to the exemption.</p>						

## **5.3 Product Environmental Compliance**

### **5.3.1 EU/China RoHS Declaration of Conformity**

*Section 2.2.3 Restriction of Hazardous Substances (RoHS)*

### **5.3.2 EAEU RoHS**

*Section 2.9 Eurasian Conformity Mark (EAC)*

## 6. Restriction of Hazardous Substances — Systems

### 6.1 China Requirements—China RoHS 2 (Systems)



All Seagate Systems are China RoHS 2-compliant. China RoHS 2 refers to the Ministry of Industry and Information Technology Order No. 32, effective July 1, 2016, titled Management Methods for the Restriction of the Use of Hazardous Substances in Electrical and Electronic Products. To comply with China RoHS 2, Seagate determines this device's Environment Friendly Use Period (EFUP) to be 20 years in accordance with the *Marking for the Restricted Use of Hazardous Substances in Electronic and Electrical Products*, SJ/T 11364-2014.

**Table 8 China - Hazardous Substances (Systems)**

部件名称 Part Name	有害物质 Hazardous Substances					
	铅 (Pb)	汞 (Hg)	镉 (Cd)	六价铬 (Cr <sup>+6</sup> )	多溴联苯 (PBB)	多溴二苯醚 (PBDE)
硬盘驱动器 PCBA	X	O	O	O	O	O
印刷电路板组装 Chassis	X	O	O	O	O	O
磁盤驅動器 Disk Drive (If provided)	X	O	O	O	O	O
擴充卡 I/O Module (Controller)	X	O	O	O	O	O
電纜 Cables	X	O	O	O	O	O
電源供應 Power Supply	X	O	O	O	O	O

本表格依据 SJ/T 11364 的规定编制。

This table is prepared in accordance with the provisions of SJ/T 11364-2014

O: 表示该有害物质在该部件所有均质材料中的含量均在 GB/T 26572 规定的限量要求以下。

O: Indicates that the hazardous substance contained in all of the homogeneous materials for this part is below the limit requirement of GB/T26572.

X: 表示该有害物质至少在该部件的某一均质材料中的含量超出 GB/T 26572 规定的限量要求。

X: Indicates that the hazardous substance contained in at least one of the homogeneous materials used for this part is above the limit requirement of GB/T26572.

## 6.2 Taiwan Requirements — Taiwan RoHS (Systems)

All Seagate Systems are Taiwan RoHS-compliant. Taiwan RoHS refers to the Taiwan Bureau of Standards, Metrology, and Inspection's (BSMI) requirements in standard CNS 15663, Guidance to reduction of the restricted chemical substances in electrical and electronic equipment. Seagate devices must comply with the "Marking of presence" requirements in Section 5 of CNS 15663, effective January 1, 2018.

**Table 9 Taiwan - Restricted Substances Systems**

設備名稱：系統篇 Equipment Name: Systems		型號（型式） Type Designation (Type)				
單元 Unit	限用物質及其化學符號 Restricted Substance and its chemical symbol					
	鉛 Lead (Pb)	汞 Mercury (Hg)	鎘 Cadmium (Cd)	六價鉻 Hexavalent Chromium (Cr <sup>+6</sup> )	多溴聯苯 Polybrominated biphenyls (PBB)	多溴二苯醚 Polybrominated diphenyl ethers (PBDE)
磁盤驅動器 Disk Drive (If provided)	—	○	○	○	○	○
擴充卡 I/O Module	—	○	○	○	○	○
擴充卡 Cable	—	○	○	○	○	○
電源 Power Supply	—	○	○	○	○	○
機殼 Chassis	—	○	○	○	○	○
電池 Battery (If provided)	—	○	○	○	○	○
存儲卡 Memory (If provided)	—	○	○	○	○	○
光收發器 Optical Transceiver (If provided)	—	○	○	○	○	○
電路板 Circuit Board	—	○	○	○	○	○
導風版 Air Deflector (If provided)	○	○	○	○	○	○

Table 9 Taiwan - Restricted Substances Systems (Continued)

設備名稱：系統篇 Equipment Name: Systems		型號（型式） Type Designation (Type)				
單元 Unit	限用物質及其化學符號 Restricted Substance and its chemical symbol					
	鉛 Lead (Pb)	汞 Mercury (Hg)	鎘 Cadmium (Cd)	六價鉻 Hexavalent Chromium (Cr <sup>+6</sup> )	多溴聯苯 Polybrominated biphenyls (PBB)	多溴二苯醚 Polybrominated diphenyl ethers (PBDE)
機械硬件 Mechanical Hardware	—	○	○	○	○	○
風扇 Fan	—	○	○	○	○	○
<p>備考1. “超出0.1 wt %” 及 “超出0.01 wt %” 係指限用物質之百分比含量超出百分比含量基準值。            Note 1: "Exceeding 0.1 wt %" and "exceeding 0.01 wt %" indicate that the percentage content of the restricted substance exceeds the reference percentage value of presence condition.</p> <p>備考2. “○” 係指該項限用物質之百分比含量未超出百分比含量基準值。            Note 2: "O" indicates that the percentage content of the restricted substance does not exceed the percentage of reference value of presence.</p> <p>備考3. “—” 係指該項限用物質為排除項目。            Note 3: "—" indicates that the restricted substance corresponds to the exemption.</p>						

## 6.3 EU/China RoHS Declaration of Conformity

[Section 2.2.3 Restriction of Hazardous Substances \(RoHS\)](#)

## 6.4 EAEU RoHS

[Section 2.9 Eurasian Conformity Mark \(EAC\)](#)

## 7. European Commission Ecodesign Requirements for Lot 9 Servers and Data Storage Products

### 7.1 What is Lot 9

Lot 9 refers to the ninth category of products that the European Commission has published regulations for under Directive, 2009/125/EC issued 21 October 2009, establishing a framework for the setting of ecodesign requirements for energy-related products (ERPs).

- The Directive requires “implementing measures” to be created for each product category.
- The Directive is a CE mark requirement, and the CE mark on a product indicates compliance with the appropriate implementing measure for the ErP regulation.

The CE mark is a requirement for shipment into the EU. Lot 9 is the implementing legislation for server and storage products for the ErP Directive.

- The requirements in Lot 9 begin on March 1, 2020 for all products sold in the EU from that date forward.

To view Lot 9 Regulation details visit here:

<https://eur-lex.europa.eu/legal-content/EN/TXT/PDF/?uri=CELEX:32019R0424&from=EN>

### 7.2 Lot 9 Scope for HDDs and SSDs

Seagate and LaCie HDDs, SSDs, and Add-in Cards used in applications that, to Seagate's knowledge, meet the Lot 9 published scope parameters, including relevant dates of sale.

### 7.3 Lot 9 Scope for Systems

Seagate online data storage products with greater than 3 drives and up to 400 drives.

- ‘data storage product’ means a fully-functional storage system that supplies data storage services to clients and devices attached directly or through a network. Components and subsystems that are an integral part of the data storage product architecture (e.g., to provide internal communications between controllers and disks) are considered to be part of the data storage product.
- Drives includes hard disk drives and solid state drives.

Based on the definition of data storage product, this includes the back end switches and routers.

- This does not include the front end switches.
- This does not impact FRUs except for the PSU efficiency requirement



## 7.4 Access to Firmware Upgrade and Secure Data Deletion Tools

- The Compliance section in the Seagate Support page includes links to the Firmware Download page and links to the Secure Data Deletion website page. To see this, visit: <https://www.seagate.com/support/>. Scroll down to the Compliance section for links and information.
- For the Secure Data Deletion page, visit: <https://www.seagate.com/support/secure-erase-matrix/>
- For the Firmware Download page and Tools Download for Secure Data Deletion, visit: <https://www.seagate.com/support/downloads/#firmware>

## 7.5 Cobalt and Neodymium

Cobalt content in batteries used in Seagate systems is zero.

HDD Neodymium content is detailed by part number in the table below.

**NOTE** XX is the Revision number of the Part.

**Table 10 Neodymium Content in Seagate HDDs Used in Systems**

Part Number for Seagate HDDs Used in Systems	
Content is <5 grams	Content is between 5gm-25gm
1026670-XX	1019989-XX
1100087-XX	1021557-XX
1100419-XX	1022112-XX
1100094-XX	1026579-XX
1102987-XX	1019988-XX
1100424-XX	50-00000189-00-XX
1100425-XX	1027563-XX
1102404-XX	1027564-XX
1102256-XX	1027649-XX
1102407-XX	1027650-XX
1102406-XX	1103023-XX
1102405-XX	1027154-XX
1102395-XX	1013138-04
1102505-XX	1102206-XX
1102403-XX	1102207-XX
1103570-XX	1103022-XX
1103100-XX	1024325-XX
50-00000197-00-XX	1100007-XX
50-00000147-00-XX	1027565-XX
50-00000334-00-XX	1027035-XX
1019393-XX	1102447-XX
1019394-XX	1101048-XX
1101795-XX	1102481-XX

**Table 10 Neodymium Content in Seagate HDDs Used in Systems (Continued)**

<b>Part Number for Seagate HDDs Used in Systems</b>	
<b>Content is &lt;5 grams</b>	<b>Content is between 5gm-25gm</b>
1100424-XX	1102487-XX
1100425-XX	1003682-XX
1102404-XX	1013140-XX
1102256-XX	1019982-XX
1102407-XX	1019975-XX
1102406-XX	50-00000371-00-XX
1102405-XX	1022109-XX
1102395-XX	1100738-XX
1102505-XX	1100009-XX
1102505-XX	1101049-XX
1102403-XX	1101043-XX
1103570-XX	1101047-XX
1103100-XX	1102524-XX
50-00000197-00-XX	1102473-XX
50-00000147-00-XX	1103091-XX
50-00000334-00-XX	1102486-XX
1019393-XX	1102531-XX
1019394-XX	1102036-XX
1101795-XX	0991171-XX
1101797-XX	1100573-XX
1101794-XX	1027037-XX
50-00000346-00-XX	1029272-XX
50-00000165-00-XX	0994925-XX
50-00000166-00-XX	1019985-XX
1102422-XX	1027009-XX
50-00000442-00-XX	50-00000184-00-XX
50-00000170-00-XX	50-00000252-00-XX
50-00000348-00-XX	50-00000240-00-XX
50-00000339-00-XX	50-00000192-00-XX
50-00000335-00-XX	50-00000368-00-XX
50-00000237-00-XX	50-00000194-00-XX
50-00000347-00-XX	1027008-XX
1101298-XX	N/A
1103022-XX	N/A

## 7.6 System Control Disassembly

For product disassembly instructions contact your account team or Technical Customer Management (TCM) representative.

## 8. Safety and Disposal Instructions

### 8.1 Systems power factor requirements—January 2023 compliance

Seagate acknowledges the efficiency and power factor requirement for Power Supply Units (PSUs) effective from 1 January 2023(1.1.2) and will comply on or before the due date.

### 8.2 System Control Disassembly

For product disassembly instruction contact your account team or Technical Customer Management (TCM) representative.

### 8.3 Safety precautions

#### 8.3.1 Safety Precautions

For your protection, observe the following safety precautions when setting up your equipment:

- Equipment is intended for installation in a Restricted Access Area.
- Follow all cautions and instructions marked on the equipment.
- Install the system in accordance with the local safety codes and regulations at the facility site. Follow all cautions and instructions marked on the equipment.
- Follow directions in the product's installation documentation to avoid injury when lifting and moving enclosures.
- Do not operate Seagate products without the covers in place. Failure to take this precaution might result in personal injury and system damage.
- Do not block or cover the openings of your Seagate product. Never place it near a radiator or heat register. Failure to follow these guidelines can cause overheating and affect the reliability of your product.
- Seagate products are designed to work with power systems having a grounded neutral (grounded return for DC-powered products). To reduce the risk of electric shock, do not plug these products into any other type of power system. Contact your facilities manager or a qualified electrician if you are not sure what type of power is supplied to your building.
- DC power supplies (if equipped) are ITE Listed Accessories, and therefore allow for conversion from AC powered systems to DC powered systems in the field. These accessories are applicable to Seagate regulatory model numbers DBB (2U12 and 2U24), DBB ultra (2U48), and DBU (4U56).
- DC input power supplies should not be connected directly to an external bulk-level power systems (48/60Vdc battery power). Instead, they must be connected to a local Power Distribution Unit (PDU) that provides a dedicated output with a suitable overcurrent protection for each power supply. The overcurrent protection (that is, a UL recognized circuit breaker or pluggable fuse module) must be sized according to the input rating of each power supply. Refer to the documentation provided with the DC-powered system.
- Install Surge Protective Devices (SPDs) at the AC inputs of the network equipment.
- Ensure that the voltage and frequency of your power source match the voltage and frequency inscribed on the equipment's electrical rating label.

- Not all power cords have the same current ratings. Household extension cords do not have overload protection and are not meant for use with computer systems. Do not use household extension cords with your Seagate product.
- Never push objects of any kind through openings in the equipment. Dangerous voltages might be present. Conductive foreign objects could produce a short circuit that could cause fire, electric shock, or damage to your equipment.
- Do not make mechanical or electrical modifications to the product. The manufacturer is not responsible for the safety or regulatory compliance of a modified product.
- Batteries might explode if mishandled or incorrectly replaced. See the service manual for proper handling and replacement instructions. Do not dispose of the battery in fire. Do not disassemble it or attempt to recharge it.
- For products with a Standby power switch, the power cord serves as the primary disconnect device for the system. Be sure to plug the power cord into a grounded power outlet that is nearby the system and is readily accessible. Do not connect the power cord when the power supply has been removed from the system chassis.
- The design of the electrical distribution system must take into consideration the total ground leakage current from all power supplies in all enclosures. Note that each power supply in each enclosure has a ground leakage current of 1.0mA maximum at 60 Hz, 264 volts. The rack may require labeling with "HIGH LEAKAGE CURRENT. Ground (earth) connection is essential before connecting a supply."
- Detachable interconnecting cables used for the connection must carry the cable responsible company's name, part number and comply with UL specification.

### 8.3.2 Précautions de sécurité

Pour votre protection, appliquez les précautions de sécurité suivantes lors de l'installation de votre équipement :

- Les matériels sont destinés à être installés dans des EMBLEMES À ACCÈS RESTREINT.
- Suivez toutes les précautions et instructions mentionnées sur l'équipement.
- Installez le système conformément aux règlements et codes de sécurité locaux du site. Suivez toutes les précautions et instructions mentionnées sur l'équipement.
- Suivez les instructions fournies dans la documentation d'installation du produit afin d'éviter toute blessure lors de la manipulation et du déplacement des boîtiers.
- N'utilisez pas les produits Seagate si leur couvercle n'est pas en place. Le non-respect de cette mesure de précaution peut entraîner des dommages corporels et matériels.
- Ne bloquez pas et ne couvrez pas les ouvertures de votre produit Seagate. Ne le placez jamais près d'un radiateur ou d'une bouche d'air chaud. Le non-respect de ces consignes peut entraîner une surchauffe de votre produit et affecter la fiabilité de ce dernier.
- Les produits Seagate sont conçus pour fonctionner avec des systèmes d'alimentation avec neutre relié à la terre (retour à la terre pour les produits alimentés en courant continu). Afin de limiter le risque de choc électrique, ne branchez pas ces produits sur un autre type de système d'alimentation. Contactez votre responsable des installations ou un électricien qualifié en cas de doute sur le type de courant qui alimente votre bâtiment.
- Les blocs d'alimentation CC (le cas échéant) sont répertoriés comme des accessoires ITE et permettent donc d'alimenter des systèmes CA en courant continu. Ces accessoires peuvent être utilisés avec les numéros de modèle réglementaire Seagate DBB (2U12 et 2U24), DBB ultra (2U48) et DBU (4U56).
- Veillez à ne pas brancher des alimentations CC directement sur des réseaux de production-transport externes (batterie de 48/60V CC). Branchez-les plutôt sur une unité d'alimentation locale offrant une sortie dédiée dotée d'une protection contre les surtensions pour chaque alimentation. La protection contre les surtensions (à savoir coupe-circuit ou module à fusibles connectable agréé par Underwriter Laboratories) doit être calibrée en fonction de la tension d'entrée de chaque alimentation. Reportez-vous à la documentation fournie avec le système alimenté en courant continu.

- Installez un dispositif de protection contre les surtensions (parasurtenseur) au niveau de l'entrée CA de l'équipement réseau.
- Vérifiez que la tension et la fréquence de votre source d'alimentation correspondent à celles indiquées sur l'étiquette des caractéristiques électriques de l'équipement.
- Les câbles d'alimentation ne présentent pas tous les mêmes caractéristiques électriques. Les rallonges domestiques ne sont pas équipées de protection contre les surcharges et ne sont pas destinées à être utilisées avec des systèmes informatiques. N'utilisez pas de rallonge domestique avec votre produit Seagate.
- N'introduisez aucun objet de quelque type que ce soit dans les ouvertures de l'équipement, en raison de la présence de tensions potentiellement dangereuses. L'introduction d'objets étrangers conducteurs peut provoquer un court-circuit susceptible d'entraîner un incendie ou un choc électrique, ou d'endommager votre équipement.
- N'apportez aucune modification mécanique ou électrique au produit. Le fabricant n'est pas responsable de la sécurité ni de la conformité réglementaire d'un produit modifié.
- Les batteries peuvent exploser si elles ne sont pas correctement manipulées ou remplacées. Reportez-vous au manuel d'utilisation pour des instructions sur la manipulation et le remplacement des batteries. Ne jetez pas la batterie au feu. Ne la démontez pas et ne tentez pas de la recharger.
- Pour les produits équipés d'un interrupteur de mise en veille, le câble d'alimentation sert de dispositif de déconnexion principal du système. Veillez à brancher le câble d'alimentation à une prise de courant mise à la terre située à proximité du système et facilement accessible. Ne branchez pas le câble d'alimentation lorsque le bloc d'alimentation a été retiré du châssis du système.
- La conception du système de distribution électrique doit tenir compte du courant de fuite total de toutes les alimentations de l'ensemble des boîtiers. Veuillez noter que chaque alimentation de chaque boîtier présente un courant de fuite d'1 mA maximum à 60 Hz et 264 V. Le rack peut nécessiter un étiquetage " COURANT DE FUITE ÉLEVÉ. La mise à la terre est essentielle avant tout branchement."
- Les câbles d'interconnexion détachables utilisés pour la connexion doivent porter le nom et le numéro de pièce de l'entreprise responsable du câble et être conformes aux exigences UL spécification.

### 8.3.3 Sicherheitsvorkehrungen

Treffen Sie zu Ihrem eigenen Schutz bei der Installation des Geräts die folgenden Sicherheitsvorkehrungen:

- Das Gerät ist für die Installation im Bereich mit eingeschränktem Zugang vorgesehen
- Beachten Sie alle auf den Geräten angebrachten Warnhinweise und Anweisungen.
- Installieren Sie das System entsprechend den am Ort der Einrichtung geltenden Sicherheitsgesetzen und -vorschriften. Beachten Sie alle auf den Geräten angebrachten Warnhinweise und Anweisungen.
- Befolgen Sie die Anweisungen in den Unterlagen zur Produktinstallation, um beim Heben und Transportieren von Gehäusen Verletzungen zu vermeiden.
- Nehmen Sie Seagate-Produkte nicht in Betrieb, wenn die Abdeckung nicht am Platz ist. Die Nichtbeachtung dieses Warnhinweises kann Verletzungen oder Geräteschaden zur Folge haben.
- Geräteöffnungen Ihres Seagate-Produkts dürfen nicht blockiert oder abgedeckt werden. Geräte sollte niemals in der Nähe von Heizkörpern oder Heizregistern aufgestellt werden. Die Nichtbeachtung dieser Richtlinien kann eine Überhitzung verursachen und die Zuverlässigkeit Ihres Produkts beeinträchtigen.
- Seagate-Produkte sind für Stromversorgungssysteme mit einem geerdeten neutralen Leiter (geerdeter Rückleiter bei gleichstrombetriebenen Geräten) ausgelegt. Um die Gefahr von Stromschlägen zu vermeiden, schließen Sie diese Produkte bitte niemals an andere Arten von Stromversorgungssystemen an. Wenden Sie sich an den zuständigen Gebäudeverwalter oder an einen qualifizierten Elektriker, wenn Sie nicht sicher wissen, an welche Art von Stromversorgungssystem Ihr Gebäude angeschlossen ist.

- Gleichstromquellen (falls vorhanden) sind offizielles IT-Zubehör und ermöglichen daher die Vor-Ort-Umstellung von wechselstrombetriebenen Systemen auf gleichstrombetriebene Systeme. Dieses Zubehör ist mit den Seagate-Modellen DBB (2U12 und 2U24), DBB ultra (2U48) und DBU (4U56) kompatibel.
- Installieren Sie Überspannungsschutzgeräte an den Wechselstromeingängen der Netzwerkgeräte.
- Stellen Sie sicher, dass Spannung und Frequenz der Stromversorgung den Nennleistungen auf dem am Gerät angebrachten Etikett entsprechen.
- Nicht alle Netzkabel verfügen über die gleichen Nennwerte. Herkömmliche, im Haushalt verwendete Verlängerungskabel besitzen keinen Überlastschutz und sind daher für Computersysteme nicht geeignet. Verwenden Sie bei Ihrem Seagate-Produkt keine Haushaltsverlängerungskabel.
- Schieben Sie niemals irgendwelche Gegenstände in die Öffnungen am Gerät. Es können gefährliche Spannungen anliegen. Leitfähige Fremdkörper können einen Kurzschluss verursachen, der einen Brand, Stromschlag oder Geräteschaden herbeiführen kann.
- Nehmen Sie keine elektrischen oder mechanischen Modifikationen am Produkt vor. Der Hersteller ist für die Einhaltung der Sicherheitsvorschriften eines modifizierten Produkts nicht haftbar.
- Bei falscher Handhabung oder fehlerhaftem Wechsel können Batterien explodieren. Im Wartungshandbuch finden Sie Anweisungen dazu, wie man sie ordnungsgemäß handhabt und wechselt. Verbrennen Sie die Batterie nicht. Zerlegen Sie sie nicht, und versuchen Sie sie auch nicht wieder aufzuladen.
- Bei Produkten mit Standby-Netzschalter dient das Netzkabel hauptsächlich zum völligen Abtrennen des Systems von der Stromversorgung. Stellen Sie sicher, dass das Netzkabel an eine frei zugängliche geerdete Steckdose in der Nähe des Systems angeschlossen ist. Schließen Sie das Stromkabel nicht an, wenn die Stromversorgung vom Systemgehäuse entfernt wurde.
- Der Aufbau des elektrischen Verteilersystems muss den gesamten Erdableitstrom aller Netzteile in allen Gehäusen berücksichtigen. Beachten Sie, dass jede Stromversorgung in jedem Gehäuse einen Erdableitstrom von maximal 1,0 mA bei 60 Hz und 264 Volt aufweist. Das Rack muss eventuell wie folgt gekennzeichnet werden: "HOHER ABLEITSTROM. Vor dem Anschluss eines Stromkabels ist eine geerdete Verbindung unbedingt erforderlich."

## 8.4 Rack mount safety instructions

### 8.4.1 Rack mount safety instructions

**NOTE** See also the related rack-mount bracket kit instructions provided with your enclosure product.

- Elevated operating ambient
  - If installed in a closed or multi-unit rack assembly, the operating ambient temperature of the rack environment may be greater than room ambient. Therefore, consider installing the equipment in an environment compatible with the maximum ambient temperature (TMA) specified by the manufacturer.
- Reduced air flow
  - When installing the equipment in a rack, ensure that the amount of air flow required for safe operation of the equipment is not compromised.
- Mechanical loading
  - When mounting the equipment in the rack, be careful that a hazardous condition is not achieved due to uneven mechanical loading.
- Circuit overloading

- Consider the connection of the equipment to the supply circuit and the effect that overloading of the circuits might have on overcurrent protection and supply wiring. Appropriate consideration of equipment nameplate ratings should be used when addressing this concern.
- Reliable grounding
  - Maintain reliable grounding of rack-mounted equipment. Give particular attention to supply connections other than direct connections to the branch circuit (e.g., use of power strings).

#### **8.4.2 Stability Hazard**

- The rack may tip over causing serious personal injury. Before extending the rack to the installation position, read the installation instructions.
- Do not put any load on the slide-rail-mounted equipment in the installation position.
- Do not leave the slide-rail mounted equipment in the installation position.



### 8.4.3 Instructions de sécurité pour le montage en rack

**REMARQUE** reportez-vous également aux instructions du kit d'installation pour montage en rack fournies avec votre boîtier.


- Température élevée en fonctionnement
  - Si l'équipement est installé dans un rack fermé ou à plusieurs unités, sa température de fonctionnement peut être supérieure à la température ambiante de la salle. Par conséquent, veillez à installer l'équipement dans un environnement compatible avec la température de fonctionnement maximale (Tmax) spécifiée par le fabricant.
- Circulation d'air réduite
  - Lorsque vous installez l'équipement dans un rack, veillez à respecter la quantité d'air qui doit circuler pour garantir un fonctionnement sécurisé de l'équipement.
- Charge mécanique
  - Le montage de l'équipement dans le rack doit être réalisé de manière à éviter toute situation dangereuse résultant d'une charge déséquilibrée.
- Surcharge du circuit
  - Tenez compte du branchement de l'équipement au circuit d'alimentation et de l'effet que peut avoir une surcharge des circuits sur la protection contre les surintensités et le câblage d'alimentation. Pour cela, il convient de prendre en compte les valeurs nominales indiquées sur la plaque signalétique de l'équipement.
- Fiabilité de la mise à la terre
  - Veillez à maintenir une mise à la terre fiable de l'équipement monté en rack. Attachez une attention particulière aux raccordements d'alimentation autres que les raccordements directs au circuit de dérivation (p. ex. en cas d'utilisation de rallonges multiprises).

### 8.4.4 Danger d'instabilité

- Le rack peut basculer et provoquer des blessures corporelles graves. Avant d'étendre le rack en position d'installation, lire les instructions d'installation.
- Ne pas charger l'équipement monté sur rail de glissière en position d'installation.
- Ne pas laisser l'équipement monté sur rail de glissière en position d'installation.

## 8.5 Taiwan Battery Recycling Notice

See [Section 8.2 System Control Disassembly](#)



The Taiwan EPA requires dry battery manufacturing or importing firms in accordance with Article 15 of the Waste Disposal Act to indicate the recovery marks on the batteries used in sales, giveaway, or promotion. Contact a qualified Taiwanese recycler for proper battery disposal.

## 8.6 California perchlorate material notice

This product may contain a coin cell battery which requires special handling when recycled or disposed of in the State of California.

Perchlorate material special handling may apply - see: <http://www.dtsc.ca.gov/hazardouswaste/perchlorate>

## 8.7 Power cords

The power cord set must meet the requirements for use in the country where the product was purchased. If the product is to be used in another country, purchase a power cord that is approved for use in that country.

The power cord must be rated for the product and for the voltage and current marked on the product electrical ratings label. The voltage and current rating of the cord should be greater than the voltage and current rating marked on the product. In addition, the diameter of the wire must be a minimum of 1.00 mm<sup>2</sup> or 18 AWG, and the length of the cord must be between 1.8 m (6 ft) and 3.6 m (12 ft). If you have questions about the type of power cord to use, contact an authorized service provider.

Consider the following when using power cords:

- Route power cords so that they will not be walked on and cannot be pinched by items placed upon or against them. Pay particular attention to the plug, electrical outlet, and the point where the cords exit from the product.
- For units with multiple power sources, all power cords must be disconnected before servicing the unit.
- Do not use bifurcated power cords ("Y" leads).

## 8.8 Câbles d'alimentation

Le câble d'alimentation utilisé doit respecter les normes du pays dans lequel le produit a été acheté. Si le produit doit être utilisé dans un autre pays, achetez un câble d'alimentation conforme aux normes dudit pays. Les caractéristiques du câble d'alimentation doivent être adaptées au produit, ainsi qu'à la tension et au courant électrique inscrits sur l'étiquette présentant les caractéristiques électriques du produit. Les caractéristiques de tension et de courant du câble doivent être supérieures à celles du produit. De plus, le diamètre du câble doit être d'au moins 1 mm<sup>2</sup> ou 18 AWG, et sa longueur doit être comprise entre 1,8 et 3,6 m (entre 6 et 12 pieds). Si vous avez des questions à propos du type de câble d'alimentation requis, contactez un prestataire de services agréé.

Veillez à respecter les consignes suivantes lorsque vous utilisez des câbles d'alimentation :

- Placez les câbles d'alimentation de telle manière que personne ne puisse marcher dessus et qu'ils ne puissent pas être pincés par un objet placé sur ou contre eux. Faites particulièrement attention à la fiche, à la prise secteur et à l'endroit où les câbles sortent du produit.
- Si vous devez intervenir sur un appareil possédant plusieurs sources d'alimentation, débranchez tous les câbles d'alimentation au préalable.
- N'utilisez pas de câbles d'alimentation dédoublés (en Y).

## 8.9 Japanese power cord notice

製品には、同梱された電源コードをお使い下さい。  
同梱された電源コードは、他の製品では使用出来ません。

## 8.10 Electrostatic discharge

**NOTE** Guidance for preventing electrostatic discharge (ESD) is also provided in the installation and replacement instructions for your Seagate product model(s).

To prevent damage to the system, be aware of the precautions you need to follow when setting up the system or handling parts. A discharge of static electricity from a finger or other conductor may damage system boards or other static-sensitive devices. This type of damage may cause a catastrophic failure or latent defect that reduces the life expectancy of the device.

## 8.11 Preventing electrostatic damage

To prevent electrostatic damage, observe the following precautions:

- Avoid hand contact by transporting and storing products in static-safe containers.
- Keep electrostatic-sensitive parts in their containers until they arrive at static-free workstations.
- Place parts in a static-protected area before removing them from their containers.
- Avoid touching pins, leads, or circuitry.
- Always be properly grounded when touching a static-sensitive component or assembly, see [Section 8.13 Grounding methods](#).

## 8.12 Méthodes de mise à la terre

Vérifiez la mise à la terre à l'aide des méthodes disponibles. Employez une ou plusieurs des méthodes suivantes lorsque vous manipulez ou installez des pièces sensibles à l'électricité statique :

- Portez un bracelet antistatique connecté par un fil à une station de travail ou à un châssis d'ordinateur reliés à la terre. Les bracelets antistatiques sont des bandeaux flexibles offrant une résistance de 1 mégohm ( $\pm 10\%$ ) sur les lignes de terre. Pour que la liaison à la terre soit effective, le conducteur du bandeau doit être en contact avec votre peau. Sur des stations de travail en position debout, utilisez des sangles antistatiques pour talons, pieds ou chaussures. Portez une sangle à chaque pied si vous travaillez debout.
- Sur des surfaces conductrices ou des tapis de sol antistatiques. Utilisez des outils spécialisés pour ce type d'interventions. Utilisez un kit d'intervention muni d'un tapis de travail antistatique.

Si vous ne possédez aucun des équipements suggérés pour une mise à la terre appropriée, faites installer la pièce par un revendeur agréé.

**REMARQUE** Pour obtenir plus d'informations sur l'électricité statique ou de l'aide pour installer le produit, contactez votre revendeur agréé.

## 8.13 Grounding methods

Ensure proper grounding using available methods. Use one or more of the following methods when handling or installing electrostatic-sensitive parts:

- Use a wrist strap connected by a ground cord to a grounded workstation or computer chassis. Wrist straps are flexible straps with a minimum of 1 megohm ( $\pm 10$  percent) resistance in the ground cords. To provide proper ground, wear the strap snug against the skin.
- Use heel straps, toe straps, or boot straps at standing workstations. Wear the straps on both feet when standing on conductive floors or dissipating floor mats.
- Use conductive field service tools.
- Use a portable field service kit with a folding static-dissipating work mat.

If you do not have any of the suggested equipment for proper grounding, have an authorized reseller install the part.

**NOTE** For more information on static electricity, or assistance with product installation, contact your authorized reseller.

## 8.14 Waste electrical and electronic equipment (WEEE) directive

Directive (2012/19/EU) applies to Seagate Systems products.

### 8.14.1 Czechoslovakian notice

#### Likvidace zařízení soukromými domácími uživateli v Evropské unii

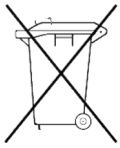


Tento symbol na produktu nebo balení označuje výrobek, který nesmí být vyhozen spolu s ostatním domácím odpadem. Povinností uživatele je předat takto označený odpad na předem určené sběrné místo pro recyklaci elektrických a elektronických zařízení. Okamžité třídění a recyklace odpadu pomůže uchovat přírodní prostředí a zajistí takový způsob recyklace, který ochrání zdraví a životní prostředí člověka.

Další informace o možnostech odevzdání odpadu k recyklaci získáte na příslušném obecním nebo městském úřadě, od firmy zabývající se sběrem a svozem odpadu nebo v obchodě, kde jste produkt zakoupili.

### 8.14.2 Danish notice

#### Bortskaffelse af affald fra husstande i den Europæiske Union



Hvis produktet eller dets emballage er forsynet med dette symbol, angiver det, at produktet ikke må bortskaffes med andet almindeligt husholdningsaffald. I stedet er det dit ansvar at bortskaffe kasseret udstyr ved at aflevere det på den kommunale genbrugsstation, der forestår genvinding af kasseret elektrisk og elektronisk udstyr. Den centrale modtagelse og genvinding af kasseret udstyr i forbindelse med bortskaffelsen bidrager til bevarelse af naturlige ressourcer og sikrer, at udstyret genvindes på en måde, der beskytter både mennesker og miljø. Yderligere oplysninger om, hvor du kan aflevere kasseret udstyr til genvinding, kan du få hos kommunen, den lokale genbrugsstation eller i den butik, hvor du købte produktet.

### 8.14.3 Dutch notice

#### Verwijdering van afgedankte apparatuur door privé-gebruikers in de Europese Unie



Dit symbool op het product of de verpakking geeft aan dat dit product niet mag worden gedeponerd bij het normale huishoudelijke afval. U bent zelf verantwoordelijk voor het inleveren van uw afgedankte apparatuur bij een inzamelingspunt voor het recyclen van oude elektrische en elektronische apparatuur. Door uw oude apparatuur apart aan te bieden en te recyclen, kunnen natuurlijke bronnen worden behouden en kan het materiaal worden hergebruikt op een manier waarmee de volksgezondheid en het milieu worden beschermd. Neem contact op met uw gemeente, het afvalinzamelingsbedrijf of de winkel waar u het product hebt gekocht voor meer informatie over inzamelingspunten waar u oude apparatuur kunt aanbieden voor recycling.

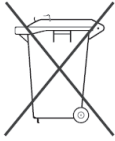
#### 8.14.4 English notice



This symbol on the product or in its packaging indicates that this product must not be disposed of with your other household waste. Instead, it is your responsibility to dispose of your waste equipment by handing it over to a designated collection point for recycling of waste electrical and electronic equipment. The separate collection and recycling of your waste equipment at the time of disposal will help to conserve natural resources and ensure that it is recycled in a manner that protects human health and the environment. For more information about where you can drop off your waste equipment for recycling, contact your local city office, your household waste disposal service, or the shop where you purchased the product.

#### 8.14.5 Estonian notice

##### Seadmete jäätmete kõrvaldamine eramajapidamistes Euroopa Liidus



See tootel või selle pakendil olev sümbol näitab, et kõnealust toodet ei tohi koos teiste majapidamisjäätmetega kõrvaldada. Teie kohus on oma seadmete jäätmed kõrvaldada, viies need elektri- ja elektroonikaseadmete jäätmete ringlussevõtmiseks selleks ettenähtud kogumispunkti. Seadmete jäätmete eraldi kogumine ja ringlussevõtmine kõrvaldamise ajal aitab kaitsta loodusvarasid ning tagada, et ringlussevõtmine toimub viisil, mis kaitseb inimeste tervist ning keskkonda. Lisateabe saamiseks selle kohta, kuhu oma seadmete jäätmed ringlussevõtmiseks viia, võtke palun ühendust oma kohaliku linnakantselei, majapidamisjäätmete kõrvaldamise teenistuse või kauplusega, kust Te toote ostsite.

#### 8.14.6 Finnish notice

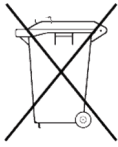
##### Laitteiden hävittäminen kotitalouksissa Euroopan unionin alueella



Jos tuotteessa tai sen pakkauksessa on tämä merkki, tuotetta ei saa hävittää kotitalousjätteiden mukana. Tällöin hävitettävä laite on toimitettava sähkölaitteiden ja elektronisten laitteiden kierrätyspisteeseen. Hävitettävien laitteiden erillinen käsittely ja kierrätys auttavat säästämään luonnonvaroja ja varmistamaan, että laite kierrätetään tavalla, joka estää terveyshaitat ja suojelee luontoa. Lisätietoja paikoista, joihin hävitettävät laitteet voi toimittaa kierrätettäväksi, saa ottamalla yhteyttä jätehuoltoon tai liikkeeseen, josta tuote on ostettu.

### 8.14.7 French notice

#### Élimination des appareils mis au rebut par les ménages dans l'Union européenne



Le symbole apposé sur ce produit ou sur son emballage indique que ce produit ne doit pas être jeté avec les déchets ménagers ordinaires. Il est de votre responsabilité de mettre au rebut vos appareils en les déposant dans les centres de collecte publique désignés pour le recyclage des équipements électriques et électroniques. La collecte et le recyclage de vos appareils mis au rebut indépendamment du reste des déchets contribue à la préservation des ressources naturelles et garantit que ces appareils seront recyclés dans le respect de la santé humaine et de l'environnement. Pour obtenir plus d'informations sur les centres de collecte et de recyclage des appareils mis au rebut, veuillez contacter les autorités locales de votre région, les services de collecte des ordures ménagères ou le magasin dans lequel vous avez acheté ce produit.

### 8.14.8 German notice

#### Entsorgung von Altgeräten aus privaten Haushalten in der EU



Das Symbol auf dem Produkt oder seiner Verpackung weist darauf hin, dass das Produkt nicht über den normalen Hausmüll entsorgt werden darf. Benutzer sind verpflichtet, die Altgeräte an einer Rücknahmestelle für Elektro- und Elektronik-Altgeräte abzugeben. Die getrennte Sammlung und ordnungsgemäße Entsorgung Ihrer Altgeräte trägt zur Erhaltung der natürlichen Ressourcen bei und garantiert eine Wiederverwertung, die die Gesundheit des Menschen und die Umwelt schützt. Informationen dazu, wo Sie Rücknahmestellen für Ihre Altgeräte finden, erhalten Sie bei Ihrer Stadtverwaltung, den örtlichen Müllentsorgungsbetrieben oder im Geschäft, in dem Sie das Gerät erworben haben.

### 8.14.9 Greek notice

#### Απόρριψη άχρηστου εξοπλισμού από χρήστες σε ιδιωτικά νοικοκυριά στην Ευρωπαϊκή Ένωση



Το σύμβολο αυτό στο προϊόν ή τη συσκευασία του υποδεικνύει ότι το συγκεκριμένο προϊόν δεν πρέπει να διατίθεται μαζί με τα άλλα οικιακά σας απορρίμματα. Αντίθετα, είναι δική σας ευθύνη να απορρίψετε τον άχρηστο εξοπλισμό σας παραδίδοντάς τον σε καθορισμένο σημείο συλλογής για την ανακύκλωση άχρηστου ηλεκτρικού και ηλεκτρονικού εξοπλισμού.

Η ξεχωριστή συλλογή και ανακύκλωση του άχρηστου εξοπλισμού σας κατά την απόρριψη θα συμβάλει στη διατήρηση των φυσικών πόρων και θα διασφαλίσει ότι η ανακύκλωση γίνεται με τρόπο που προστατεύει την ανθρώπινη υγεία και το περιβάλλον. Για περισσότερες πληροφορίες σχετικά με το πού μπορείτε να παραδώσετε τον άχρηστο εξοπλισμό σας για ανακύκλωση, επικοινωνήστε με το αρμόδιο τοπικό γραφείο, την τοπική υπηρεσία διάθεσης οικιακών απορριμμάτων ή το κατάστημα όπου αγοράσατε το προϊόν.

### 8.14.10 Hungarian notice

#### Készülékek magánháztartásban történő selejtezése az Európai Unió területén



A készüléken, illetve a készülék csomagolásán látható azonos szimbólum annak jelzésére szolgál, hogy a készülék a selejtezés során az egyéb háztartási hulladéktól eltérő módon kezelendő. A vásárló a hulladékká vált készüléket köteles a kijelölt gyűjtőhelyre szállítani az elektromos és elektronikai készülékek újrahasznosítása céljából. A hulladékká vált készülékek selejtezéskori begyűjtése és újrahasznosítása hozzájárul a természeti erőforrások megőrzéséhez, valamint biztosítja a selejtezett termékek környezetre és emberi egészségre nézve biztonságos feldolgozását. A begyűjtés pontos helyéről bővebb tájékoztatást a lakhelye szerint illetékes önkormányzattól, az illetékes személtakarító vállalattól, illetve a terméket elárúsító helyen kaphat.



### 8.14.11 Italian notice

#### Smaltimento delle apparecchiature da parte di privati nel territorio dell'Unione Europea



Questo simbolo presente sul prodotto o sulla sua confezione indica che il prodotto non può essere smaltito insieme ai rifiuti domestici. È responsabilità dell'utente smaltire le apparecchiature consegnandole presso un punto di raccolta designato al riciclo e allo smaltimento di apparecchiature elettriche ed elettroniche. La raccolta differenziata e il corretto riciclo delle apparecchiature da smaltire permette di proteggere la salute degli individui e l'ecosistema. Per ulteriori informazioni relative ai punti di raccolta delle apparecchiature, contattare l'ente locale per lo smaltimento dei rifiuti, oppure il negozio presso il quale è stato acquistato il prodotto.

### 8.14.12 Latvian notice

#### Nolietotu iekārtu iznīcināšanas noteikumi lietotājiem Eiropas Savienības privātajās mājāsaimniecībās



Šāds simbols uz izstrādājuma vai uz tā iesaiņojuma norāda, ka šo izstrādājumu nedrīkst izmest kopā ar citiem sadzīves atkritumiem. Jūs atbildat par to, lai nolietotās iekārtas tiktu nodotas speciāli iekārtotos punktos, kas paredzēti izmantoto elektrisko un elektronisko iekārtu savākšanai otrreizējai pārstrādei. Atsevišķa nolietoto iekārtu savākšana un otrreizējā pārstrāde palīdzēs saglabāt dabas resursus un garantēs, ka šīs iekārtas tiks otrreizēji pārstrādātas tādā veidā, lai pasargātu vidi un cilvēku veselību. Lai uzzinātu, kur nolietotās iekārtas var izmest otrreizējai pārstrādei, jāvēršas savas dzīves vietas pašvaldībā, sadzīves atkritumu savākšanas dienestā vai veikalā, kurā izstrādājums tika nopirkts.

### 8.14.13 Lithuanian notice

#### Nolietotu iekārtu iznīcināšanas noteikumi lietotājiem Eiropas Savienības privātajās māsaimniecībās



Šāds simbols uz izstrādājuma vai uz tā iesaiņojuma norāda, ka šo izstrādājumu nedrīkst izmest kopā ar citiem sadzīves atkritumiem. Jūs atbildat par to, lai nolietotās iekārtas tiktu nodotas speciāli iekārtotos punktos, kas paredzēti izmantoto elektrisko un elektronisko iekārtu savākšanai otrreizējai pārstrādei. Atsevišķa nolietoto iekārtu savākšana un otrreizējā pārstrāde palīdzēs saglabāt dabas resursus un garantēs, ka šīs iekārtas tiks otrreizēji pārstrādātas tādā veidā, lai pasargātu vidi un cilvēku veselību. Lai uzzinātu, kur nolietotās iekārtas var izmest otrreizējai pārstrādei, jāvēršas savas dzīves vietas pašvaldībā, sadzīves atkritumu savākšanas dienestā vai veikalā, kurā izstrādājums tika nopirkts.

### 8.14.14 Polish notice

#### Pozbywanie się zużytego sprzętu przez użytkowników w prywatnych gospodarstwach domowych w Unii Europejskiej



Ten symbol na produkcie lub jego opakowaniu oznacza, że produktu nie wolno wyrzucać do zwykłych pojemników na śmieci. Obowiązkiem użytkownika jest przekazanie zużytego sprzętu do wyznaczonego punktu zbiórki w celu recyklingu odpadów powstałych ze sprzętu elektrycznego i elektronicznego. Osobna zbiórka oraz recykling zużytego sprzętu pomogą w ochronie zasobów naturalnych i zapewnią ponowne wprowadzenie go do obiegu w sposób chroniący zdrowie człowieka i środowisko. Aby uzyskać więcej informacji o tym, gdzie można przekazać zużyty sprzęt do recyklingu, należy się skontaktować z urzędem miasta, zakładem gospodarki odpadami lub sklepem, w którym zakupiono produkt.

### 8.14.15 Portuguese notice

#### Descarte de Lixo Elétrico na Comunidade Européia



Este símbolo encontrado no produto ou na embalagem indica que o produto não deve ser descartado no lixo doméstico comum. É responsabilidade do cliente descartar o material usado (lixo elétrico), encaminhando-o para um ponto de coleta para reciclagem. A coleta e a reciclagem seletivas desse tipo de lixo ajudarão a conservar as reservas naturais; sendo assim, a reciclagem será feita de uma forma segura, protegendo o ambiente e a saúde das pessoas. Para obter mais informações sobre locais que reciclam esse tipo de material, entre em contato com o escritório da HP em sua cidade, com o serviço de coleta de lixo ou com a loja em que o produto foi adquirido.

### 8.14.16 Slovakian notice

#### Likvidácia vyradených zariadení v domácnostiach v Európskej únii



Symbol na výrobku alebo jeho balení označuje, že daný výrobok sa nesmie likvidovať s domovým odpadom. Povinnosťou spotrebiteľa je odovzdať vyradené zariadenie v zbernom mieste, ktoré je určené na recykláciu vyradených elektrických a elektronických zariadení. Separovaný zber a recyklácia vyradených zariadení prispieva k ochrane prírodných zdrojov a zabezpečuje, že recyklácia sa vykonáva spôsobom chrániacim ľudské zdravie a životné prostredie. Informácie o zberných miestach na recykláciu vyradených zariadení vám poskytne miestne zastupiteľstvo, spoločnosť zabezpečujúca odvoz domového odpadu alebo obchod, v ktorom ste si výrobok zakúpili.

### 8.14.17 Slovenian notice

#### Odstranjevanje odslužene opreme uporabnikov v zasebnih gospodinjstvih v Evropski uniji



Ta znak na izdelku ali njegovi embalaži pomeni, da izdelka ne smete odvreči med gospodinjске odpadke. Nasprotno, odsluženo opremo morate predati na zbirališče, pooblaščeno za recikliranje odslužene električne in elektronske opreme. Ločeno zbiranje in recikliranje odslužene opreme prispeva k ohranjanju naravnih virov in zagotavlja recikliranje te opreme na zdravju in okolju neškodljiv način. Za podrobnejše informacije o tem, kam lahko odpeljete odsluženo opremo na recikliranje, se obrnite na pristojni organ, komunalno službo ali trgovino, kjer ste izdelek kupili.

### 8.14.18 Spanish notice

#### Eliminación de residuos de equipos eléctricos y electrónicos por parte de usuarios particulares en la Unión Europea



Este símbolo en el producto o en su envase indica que no debe eliminarse junto con los desperdicios generales de la casa. Es responsabilidad del usuario eliminar los residuos de este tipo depositándolos en un "punto limpio" para el reciclado de residuos eléctricos y electrónicos. La recogida y el reciclado selectivos de los residuos de aparatos eléctricos en el momento de su eliminación contribuirá a conservar los recursos naturales y a garantizar el reciclado de estos residuos de forma que se proteja el medio ambiente y la salud. Para obtener más información sobre los puntos de recogida de residuos eléctricos y electrónicos para reciclado, póngase en contacto con su ayuntamiento, con el servicio de eliminación de residuos domésticos o con el establecimiento en el que adquirió el producto.

### 8.14.19 Swedish notice

#### Bortskaffande av avfallsprodukter från användare i privathushåll inom Europeiska Unionen



Om den här symbolen visas på produkten eller förpackningen betyder det att produkten inte får slängas på samma ställe som hushållssopor. I stället är det ditt ansvar att bortskaffa avfallet genom att överlämna det till ett uppsamlingsställe avsett för återvinning av avfall från elektriska och elektroniska produkter. Separat insamling och återvinning av avfallet hjälper till att spara på våra naturresurser och gör att avfallet återvinns på ett sätt som skyddar människors hälsa och miljön. Kontakta ditt lokala kommunkontor, din närmsta återvinningsstation för hushållsavfall eller affären där du köpte produkten för att få mer information om var du kan lämna ditt avfall för återvinning.



**Seagate Technology LLC**

*AMERICAS Seagate Technology LLC 47488 Kato Road, Fremont, California 94538, United States, 510-661-1000*

*ASIA/PACIFIC Seagate Singapore International Headquarters Pte. Ltd. 7000 Ang Mo Kio Avenue 5, Singapore 569877, 65-6485-3888*

*EUROPE, MIDDLE EAST, AND AFRICA Seagate Technology Netherlands BV, Tupolevlaan, 105, 119 PA Schiphol-Rijk, the Netherlands*

**Publication Number: 100860164, Rev D,**

**January 2022**